



PROQUEST EBOOK CENTRAL USER MANUAL

Website- Library.cuz.ac.zw

Email - cuzlibrary@cuz.ac.zw

Twitter - [@cuzlibrary](https://twitter.com/cuzlibrary)

Facebook - [The catholic University of Zimbabwe Library.](https://www.facebook.com/TheCatholicUniversityofZimbabweLibrary)

Contents

| | |
|--|---|
| Access details | 2 |
| Searching through eBook Central | 2 |
| Results page | 3 |
| Downloading, reading online, viewing table of contents, and adding to bookshelf..... | 4 |
| Downloading | 4 |

Access details

Go to my OpenAthens website <https://my.openathens.net/>

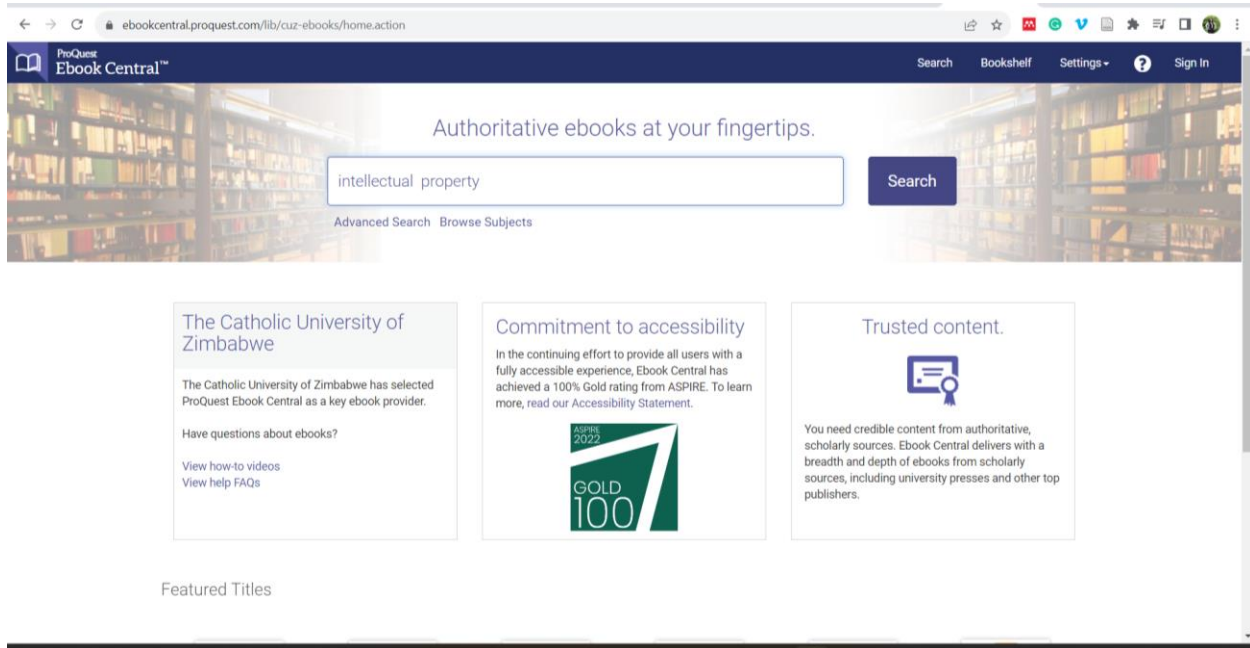
Select your Institution (Catholic University of Zimbabwe)

Log in using your CUZ email (use the same password you use to access your email)

Click on ProQuest E-book Central.

Searching through eBook Central

Type your query on the search bar and click on search.



The screenshot shows the ProQuest Ebook Central website. The browser address bar displays "ebookcentral.proquest.com/lib/cuz-ebooks/home.action". The website header includes the ProQuest Ebook Central logo, a search bar, and navigation links for "Search", "Bookshelf", "Settings", and "Sign In". The main content area features a banner with the text "Authoritative ebooks at your fingertips." and a search bar containing the text "intellectual property". Below the search bar are links for "Advanced Search" and "Browse Subjects". The page is divided into three columns of content:

- The Catholic University of Zimbabwe:** A section with the title "The Catholic University of Zimbabwe" and text stating "The Catholic University of Zimbabwe has selected ProQuest Ebook Central as a key ebook provider." It includes links for "View how-to videos" and "View help FAQs".
- Commitment to accessibility:** A section with the title "Commitment to accessibility" and text stating "In the continuing effort to provide all users with a fully accessible experience, Ebook Central has achieved a 100% Gold rating from ASPIRE. To learn more, read our Accessibility Statement." It features a "GOLD 100" logo.
- Trusted content:** A section with the title "Trusted content." and text stating "You need credible content from authoritative, scholarly sources. Ebook Central delivers with a breadth and depth of ebooks from scholarly sources, including university presses and other top publishers." It includes an icon of a document with a magnifying glass.

At the bottom of the page, there is a section titled "Featured Titles".

Results page

The screenshot shows the ProQuest Ebook Central search results page for the query 'intellectual property'. The page displays 125833 book results. On the left, there is a 'Refine your search' section with filters for 'SORT BY' (Relevance), 'RESULTS PER PAGE' (10), 'BOOK STATUS' (Owned and subscribed to by my library, Unlimited Print, Copy, & Download, Course Reserve), 'YEAR PUBLISHED' (2023: 548, 2022: 1268, 2021: 1906), and 'SUBJECT' (social science / sociology / general: 4803, political science / general: 4491, history / general: 4095). The main content area shows two book results:

- World Intellectual Property Indicators 2019**
World Intellectual Property Organization
World Intellectual Property Organization 2019
ISBN: 9789280530940
SERIES: World Intellectual Property Indicators
EDITION: 1
Available
- World Intellectual Property Report 2015: Breakthrough Innovation and Economic Growth**
World Intellectual Property Organization
World Intellectual Property Organization 2015
ISBN: 9789280526806
SERIES: World Intellectual Property Report
EDITION: 1
Available

The URL at the bottom of the screenshot is: <https://ebookcentral.proquest.com/ebc/lib/cuz-ebooks/#/detail/docId=5982602&query=int...>

The page gives you a couple of options to manage the search results to ensure the retrieval of relevant documents relevant to what you are looking for.

There are several options that you may use to refine your search, these include:

- The book status
- The year it was published.
- The subject.

The search refining section is on the far-left side of the page.

Downloading, reading online, viewing table of contents, and adding to bookshelf.

The screenshot shows a search results page on ProQuest Ebook Central. The search query is 'intellectual%20property%20toChapter=false&sortBy=score&pageNo=1&pageSize=10&face...'. The page displays two book entries:

- World Intellectual Property Indicators 2019**
World Intellectual Property Organization
World Intellectual Property Organization 2019
ISBN: 9789280530940
SERIES: World Intellectual Property Indicators
EDITION: 1
Available
- World Intellectual Property Report 2015: Breakthrough Innovation and Economic Growth**
World Intellectual Property Organization
World Intellectual Property Organization 2015
ISBN: 9789280526806
SERIES: World Intellectual Property Report
EDITION: 1
Available

A callout box on the right side of the page lists the following actions with arrows pointing to the icons on the book entries:

- Download book
- Read online
- View table of contents
- Add to book shelf

Downloading

When you click on the download icon, a window will pop up and request you to select the device you are using.

Select the device you are using and click on continue.

The screenshot shows the ProQuest Ebook Central interface with a search for 'intellectual property' resulting in 125833 book results. A dialog box titled 'What device are you using?' is overlaid on the search results. The dialog box contains the following options:

- Laptop Desktop (selected with a checkmark)
- iOS (iPad, iPhone, iPod)
- Android (Phone, Tablet)
- Other

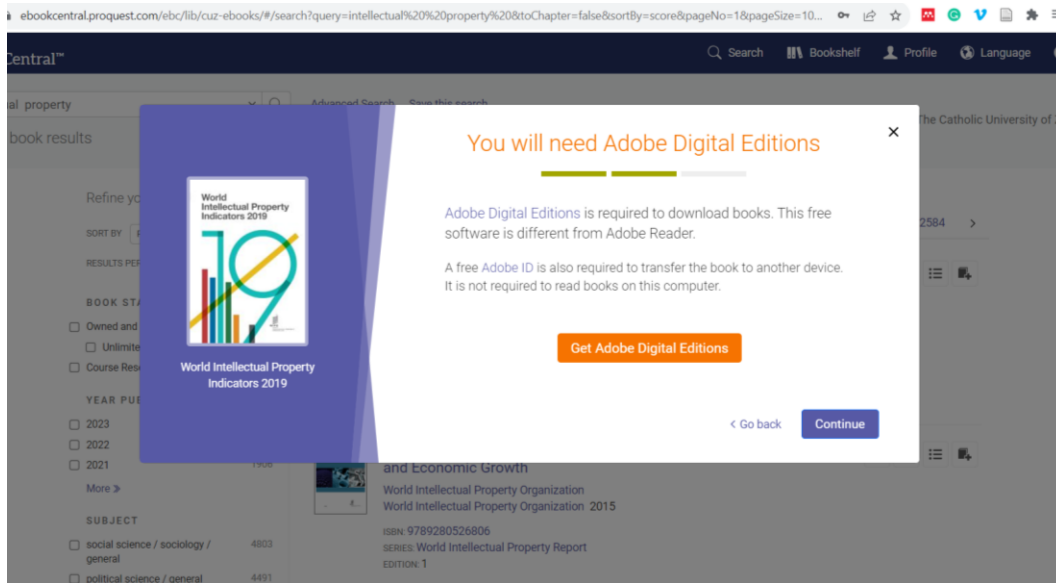
Below the device options, there are two radio buttons:

- I'm using my own computer
- I'm using a public computer

A 'Continue' button is located at the bottom right of the dialog box.

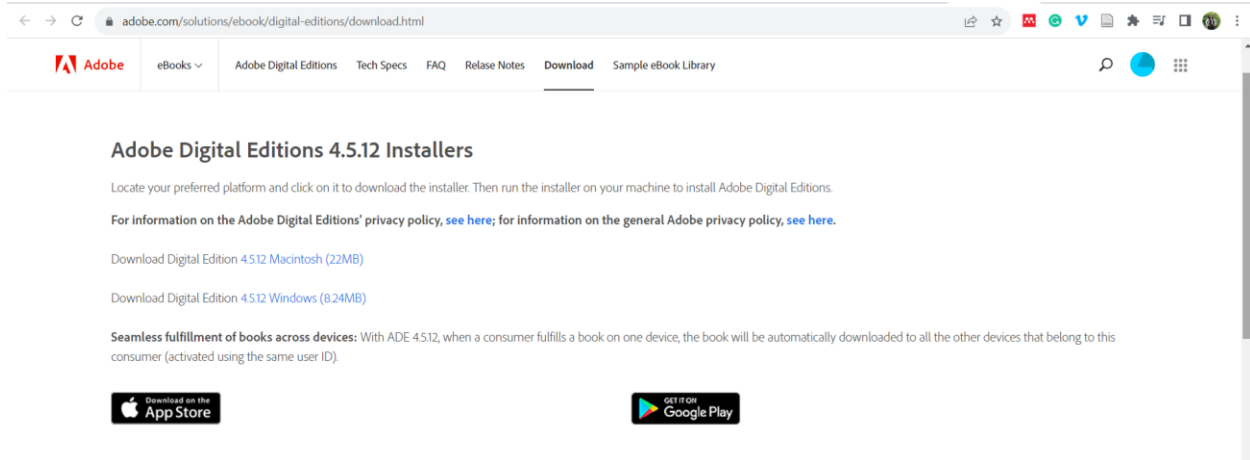
After device selection, you need to install adobe digital.

Click on the **GET ADOBE DIGITAL** button.



On the page that pop up, choose the version compatible with your device , and download.

For mobile devices, use google Play store or the Apple App store.



After installation go back to the ProQuest page and click on continue.

The next page will allow you to select your download options.

On these page choose the number of days you want to borrow the book and go on to download your book.

The screenshot shows the ProQuest Ebook Central interface. A search for "intellectual property" has yielded 125,833 results. A modal window titled "Download Your Book" is open, displaying details for the book "World Intellectual Property Indicators 2019" by the World Intellectual Property Organization. The book is 226 pages long. A dropdown menu for "LOAN LENGTH" is open, showing options: 1 day, 7 days, 14 days, and 21 days. A "Download PDF" button is visible, with a file size of 21,045K (20.6MIB). The background shows a sidebar with filters for "YEAR PUBLISHED" (2023, 2022, 2021) and "SUBJECT" (social science / sociology / general, political science / general, history / general, literary criticism / general).

The book will disappear after the days you have selected.